




STATISTICS DENMARK

○ ○ **>>** NUMBERS ON TIME

○ ○ ○ ○ ○  STATISTICS DENMARK



CONTENTS

3 Numbers on Time

VALUES

- 4 Democratic Foundation [Values]
- 5 World Statistics [International Co-operation]

CHANNELS AND PRODUCTS

- 6 Billions of Numbers [Dissemination]
- 8 Statistics Provide an Overview [Statistical Production]
- 9 Life in Denmark [Social Statistics]
- 10 Business in Denmark [Business Statistics]
- 11 The Economy in Denmark [Economic Statistics]

METHODS

- 13 How We Get Our Data [Data Acquisition]
- 14 How We Secure Our Data [Data Security]
- 15 Numbers Are for Users [User-Friendly Technology]

ORGANISATION

- 16 The People Behind the Numbers [Staffing]
- 17 Efficiency [Finances and Framework]
- 18 The Organisation of Statistics Denmark

Introduction to Statistics Denmark

Printed: January 2008

Circulation: 1,000

Design: essensen ApS

Photography: Lennart Søgård-Høyer, Søren Hytting (p. 16)

Printed by: Fihl Jensen Grafisk A/S

www.dst.dk/presenting

ISBN 978-87-501-1658-5 Printed

ISBN 978-87-501-1659-2 Web



>> Jan Plovsing,
National Statistician



NUMBERS ON TIME

TIME AND NUMBERS Statistics are only valuable, when they are trustworthy, comparable internationally, and timely. The faster statistics are made public, the better the knowledge we have of society – a society in constant development. The times need numbers, and numbers must be there on time.

COMPARABILITY Statistics Denmark works to promote comparable statistics. We are active in a number of international fora, and we provide consulting services to help improve the production of statistics around the world.

TRUSTWORTHINESS User surveys show that the Danish people generally have great confidence in Statistics Denmark. Internationally, such confidence cannot be taken for granted. We are proud of our contribution to democracy and the professional independence that helps ensure our trustworthiness. A prerequisite for such trustworthiness is that our numbers are produced without political interference.


EFFICIENCY Compared to institutions abroad, our staffing is low. In 2007, a peer review of the implementation of the European Statistics Code of Practice was con-

ducted, and the peer review team got “a good impression of the excellent professional work of Statistics Denmark”. The report claimed that the national statistical institution of Denmark “seems to be one of Europe’s leaders in efficiency and user friendliness”. You may read more about the conclusions of the peer review on page 17.

INTERNATIONAL COLLABORATION Developing Statistics Denmark would be hard without international collaboration. We enjoy taking part in international meetings, discussions, and workshops. We work closely together with the other Nordic countries, and we have, for example, developed several IT tools in collaboration with Statistics Sweden and Statistics Norway. International contacts help us improve our statistics.

We hope to meet you soon!

Jan Plovsing





- >> See the Act on Statistics Denmark at www.dst.dk/statisticalcode
- >> Read about our core values at www.dst.dk/corevalues
- >> Download the Strategy 2010 at www.dst.dk/strategy
- >> Find the European Statistics Code of Practice at www.dst.dk/code



DEMOCRATIC FOUNDATION

DEMOCRACY Statistics Denmark was founded in 1850 when democracy was introduced to Denmark. Until then, some statistics had been kept secret. As the central government agency for statistics, we have been working on behalf of democracy for over 150 years. Independent statistics are a prerequisite for forming opinions, doing empirical research, and making political decisions on a sound basis.

MISSION AND VISION The mission of Statistics Denmark is to produce impartial statistics on society as the basis for democracy and the national economy. Our vision is to enhance Statistics Denmark's value to society by continuously improving user-friendliness and quality. We have defined five core values to help us realise this mission and vision. Plans for our 2006-2010 development are described in our corporate strategy – Strategy 2010.

LAW The Act on Statistics Denmark ensures that we are a professionally independent, autonomous institution, run by a Board of Governors. In its annual work plan, the Board prioritises the tasks Statistics Denmark undertakes. Otherwise, the National Statistician is responsible for the professional and administrative leadership. Pursuant to

the act, Statistics Denmark is to gather, process and make public statistical information about social and economic trends in society. Moreover, we are to participate in international statistical co-operation and undertake commissioned projects for private and public customers for a fee.

TRUSTWORTHINESS The production and dissemination of our statistics are in compliance with the UN's ten fundamental principles for official statistics as well as with the 15 principles that make up the European Statistics Code of Practice. Statistics must be versatile and be compiled on a methodologically sound and non-partisan basis. No-one has access to our releases before anyone else, and all information concerning individuals and businesses is treated with confidentiality.

QUALITY We put users at the centre. Our user surveys show increasing use of our data and services by ordinary citizens, governmental authorities, the media, business and researchers. They also show that the users are predominantly satisfied. We focus on maintaining a high quality at an international level, and comparisons and benchmarks demonstrate that we have succeeded.

>> Read more about international co-operation and get the *Newsletter on International Consulting* at www.dst.dk/consulting

>> Order the *Nordic Statistical Yearbook* at www.dst.dk/nordicyearbook



WORLD STATISTICS

CO-OPERATION Statistics Denmark actively participates in European statistical co-operation and a number of other international statistical fora. We collaborate on a great many projects with statistics agencies both in the Nordic countries and throughout the world, and we are active in international consulting.

EU As a member of the European Union, Denmark is bound by approximately 185 legislative acts, whose purpose is to ensure uniform statistics among the member nations. These statistics provide a vital source of information for planning, monitoring and assessing a number of EU policies. EU legislation regulates approximately 70 per cent of our statistical production based on Finance Act appropriations, and there is an increasing demand for timely, more detailed, and new EU statistics. EU co-operation takes place in a comprehensive network of task forces, work groups and committees, with the EU's Statistical Programme Committee as the focal point.

NORDIC COUNTRIES The Nordic countries collaborate closely on statistics. Beyond an exchange of experiences at the annual meetings of Nordic Directors General, projects are implemented across national boundaries,

including the development of tools for statistical data-banks. Much of the exchange of experience in the Nordic countries takes place in network groups. As a result of this Nordic co-operation, the *Nordic Statistical Yearbook* is published each year.

UN Statistics Denmark works with the UN to encourage the harmonisation of statistics and international division of labour for the development of statistics. Statistics Denmark also participates in international statistical cooperation through organisations such as the OECD, the IMF and the ILO.

CONSULTATION Since the beginning of the 1990s, Statistics Denmark has provided consulting services to other national statistics agencies. To date, we have focused particularly on Africa, the Baltics, the Balkans and Central and Eastern Europe. The projects have been primarily financed by contributions from Denmark and the EU.

- >> StatBank Denmark may be found at www.statbank.dk
- >> See all planned editions of *News from Statistics Denmark* at www.dst.dk/scheduled
- >> Read pdf editions of all our English publications at www.dst.dk/freepublications
- >> Search in the *Statistical Yearbook* at www.dst.dk/yearbook



BILLIONS OF NUMBERS

SOCIALLY BENEFICIAL Our view is that, if our statistics are not used, our efforts are wasted. Statistics exist for democracy and the national economy. In order for Danish society and the international community to benefit from this vast amount of statistical knowledge, we make it available in a wide variety of forms in both Danish and English. There is free access to most statistics at our homepage, www.dst.dk, of which StatBank Denmark is a part. We also publish yearbooks, newsletters, periodicals and theme publications – all of them in pdf formats, and some of them also in print.

STATBANK DENMARK StatBank Denmark contains several billion figures. They are presented in about 2,000 tables and describe most aspects of Danish society. By comparison internationally, StatBank Denmark is a very user-friendly databank, and users extract approximately 150,000 tables a month. It is easy to extract tables in the form of graphics or maps, and a huge quantity of data may be downloaded and saved in spreadsheets and other formats, including a free PC-Axis program. The statistical databank has a complete parallel version in English.

NEW NUMBERS All new statistics are made public in StatBank Denmark, which is updated at 9:30 a.m. The newsletter *News from Statistics Denmark* (in Danish only) is released at the same time and contains a great many of the general numbers quoted by the press daily. For English speaking users, the main webpage gives a daily overview of the results of the latest releases – known as *Focus on*, which is a readily and automatically created version of the Danish newsletter without most of the text. We announce the dates for the planned release of new statistics three months in advance, and no outsider has access to our statistics before they are made public.

THE MEDIA In recent years, we have professionalized our media relations. Through our detailed press database, we have a unique overview of the increasing coverage individual publications receive. Our employees attend communication and press courses. Contact with journalists is decentralised, and a colleague who usually works with a particular set of statistic is also typically the person to make any statements about it. *News from Statistics Denmark* is the result of a dialogue between statistics and communication staff members and is geared to



- >> Get more information about the Statistics Denmark Library at www.dst.dk/library
- >> Learn more about Statistics Denmark's Research Services at www.dst.dk/research
- >> Get an overview of the latest statistical results at www.dst.dk/focuson



make it easy for the press to use. The press also frequently cites background articles from our online magazine (in Danish only). We also systematically monitor weblogs. We actively correct any misunderstandings or misuse of our statistics in the various media.

PUBLICATIONS Statistics Denmark has a long publishing tradition. The classic *Statistical Yearbook* was published for the first time in 1896 and provided, then as now, a comprehensive overview of Danish society in all statistical areas. There is free access to the Danish and English versions of the Yearbook on the Internet. *Statistical Ten-Year Review* (in Danish only) has been published every year since 1970, showing developments in time series. We also publish analyses and reports on a running basis; our theme publications may, for example, focus on children, education, and tourism.

LIBRARY Statistics Denmark's Library is open to the public. As the principal library for descriptive statistics, it contains not only the largest collection of statistics on Denmark, but also a broad array of statistical publications from countries all over the world and from international

organisations. The reading room provides access to the most recent Danish and international periodicals and books. The library staff is made up of experts in searching for statistical information in databases, and businesses may subscribe to an international market surveillance service.

RESEARCH We are constantly working to strengthen Danish register-based research by giving researchers access to tailor-made sets of data compiled from various registers at Statistics Denmark. We have developed special research databases such as the Fertility Database, the Pharmaceutical Database, and the Integrated Database for Labour Market Research. The Research Services of Statistics Denmark provide consulting services free of charge in connection with new research projects. Authorised research environments and analysis institutes can receive online access to non-identifiable micro-data, i.e., data that has had person numbers and business registration numbers removed. Researchers and businesses may also request interview-based surveys.



- >> Find key indicators on Denmark at www.dst.dk/keyindicators
- >> See our documentation and declarations of content at www.dst.dk/declarations
- >> Read relevant chapters of *The Danish Industrial Classification 2007* in English at www.dst.dk/db07-en



STATISTICS PROVIDE AN OVERVIEW

A WEALTH OF NUMBERS Statistics Denmark compiles and makes public statistics in more than 250 different domains. StatBank Denmark provides free access to almost all of our data. Our view is that statistics should be as easy to compare across national boundaries as possible. Therefore, we compile statistics in accordance with international standards, unless special circumstances make deviations necessary.

DECLARATIONS OF CONTENT All our statistics have an affiliated declaration of content, offering a comprehensive description of the sources and methods used. The declarations describe quality and content and are also presented in English. For each statistic, we provide information about purpose, history, accuracy, reference period, publication date, and comparability over time. We also provide a contact person.

NOMENCLATURE We use international nomenclature in order to ensure comparability across national boundaries. The four digit DISCO-88 employment nomenclature is the official Danish version of the international ISCO-88 classification of occupations. The Danish Industrial Classification 2007, DB07, is a six digit subgroup of

the EU's common activity code nomenclature, NACE. Moreover, we use the EU's commodity nomenclature (Combined Nomenclature), the COICOP consumption classification, the UN's CTSE transport nomenclature, the EU's NST/R transport nomenclature, the Danish DUN education nomenclature, which corresponds to UNESCO's ISCED education classification system, and the SOCIO classification, which corresponds to the major ISCO-88 groupings for wage earners.

GROUPS FOR PUBLISHING The standard industrial groupings are often used for publishing purposes. The groupings are used in order to facilitate the users' possibilities of comparing industrial information obtained from the various published statistics as easily as possible. The total number of registered industries, 726, is reduced into four standard groupings comprising 10, 21, 38, and 127 groups, respectively.

TRIPARTITE STRUCTURE Statistics Denmark organises the statistical production into three main areas: social statistics, business statistics, and economic statistics. Read more about these groupings on the next three pages. Read more about our organisation on page 18.

>> Get the pdf version of the brochure *Denmark in Figures* at www.dst.dk/dod

>> Learn more about Danish society at www.dst.dk/focuson

>> If you are interested in first names and surnames of the Danish population, see www.dst.dk/names



LIFE IN DENMARK

THE DANES Social statistics take the people of Denmark as a starting point: the composition and education of the population, the labour market, social conditions, income and criminality.

POPULATION AND EDUCATION From registers we have virtually all the central demographic data for the entire Danish population at our disposal. We produce dynamic statistics about fluctuations in the population, including statistics on births, deaths, relocations, marriages and divorces, as well as immigration and emigration. We have a very detailed knowledge of the educational system and of the educational level of the population.

LABOUR MARKET AND WELFARE The labour force is described through register-based labour statistics and interviews in the Labour Force Survey. Our statistics on the labour market also include statistics on earnings, monthly unemployment statistics, and statistics on labour market policy measures. We produce annual cohesive social statistics, describing recipients of all transfer payments.

SOURCES FOR SOCIAL STATISTICS Most of the data for social statistics comes from administrative registers with governmental agencies. However, we also collect data from businesses with respect to statistics on earnings. For the Labour Force Survey around 22,000 telephone interviews are conducted every quarter. Our interviewers work both for official statistics purposes and projects for external customers – for example, in connection with the monthly omnibus survey.

CROSS-DISCIPLINARY ANALYSES The Central Population Register number is entered as a variable in all population registers. This provides an opportunity for numerous cross-disciplinary analyses. The theme publications *From Primary School and Onwards* and *The New Demographic Map of Denmark* (in Danish only) are recent examples of our analyses that are published. We are also developing a thematic website presenting data on immigrants to Denmark.

>> Read *Key Indicators on Information Society Denmark* at www.dst.dk/ict

>> Read also *Key Figures for Transport* at www.dst.dk/transport-en



BUSINESS IN DENMARK

BUSINESS The business statistics compiled by Statistics Denmark deal with production, the economy, and business trends. In recent years, increased statistical attention has been focused on the service sector and the information society.

IT AND SERVICE The annual publication *Information Society Denmark* (in Danish only) documents that Denmark is quite advanced in the IT field. Each year, we study the use of the Internet by the general population and the public sector, as well as the business sector's use of and investment in IT. Similarly we interview the population about vacation and business trips and, each month, compile hotel statistics, etc. In the service sector, furthermore, we compile retail trade indices, tendency surveys, and cultural statistics.

INDUSTRY AND AGRICULTURE Industry and agriculture are still two important sectors in the Danish economy. We conduct statistical surveys of manufacturers' total turnover, production, stocks of goods, and order intake. We also compile tendency surveys for the manufacturing and construction industries. In agriculture, statistics on everything from animal stocks to the export of organic

goods are compiled. Another task is to provide information on agricultural gross domestic product, liabilities, and interest payments.

TRANSPORT AND ENERGY Transport and environment are closely connected, as stressed by a yearly analysis, which is published in the series *Statistical News* (in Danish only). Transport, for example, focuses on the structure and economic trends of the sector, on vehicle stocks and newly registered vehicles, while energy statistics compile numbers on business energy consumption.

DATA FROM BUSINESSES Business statistics make use of administrative register information – especially from the Central Business Register and the Central Customs and Tax Administration – and questionnaire-based surveys, in which it is compulsory for certain businesses to participate. We process all data confidentially. It is expected that businesses will increasingly avail themselves of the opportunity to report digitally to Statistics Denmark.

>> Read more about the ADAM macroeconomic model at www.dst.dk/adam-en

>> See national accounts of Denmark at www.dst.dk/nationalaccounts

>> Get more information about Denmark's EMU debt and deficit at www.dst.dk/edp-en



THE ECONOMY IN DENMARK

THE NATIONAL ECONOMY Economic statistics describe the general economic conditions in society and provide information on short-term trends. In October 2007, the statistics compiled by the central bank of Denmark were entered into Statbank Denmark. This implies that the users have easy access to all economic and financial statistics from one site.

NATIONAL ACCOUNTS We compile national accounts that provide an overall picture of economic developments in Denmark. It is done on the basis of, among other things, external trade, balance of payments, turnover, and employment. Quarterly statistics, available 60 days after the end of the quarter, provide timely information about general economic growth and tendencies. More detailed year-end accounts illuminate structural developments in the national economy.

GOVERNMENT FINANCES Statistics on government finances show the total economic activity of the State and municipalities. The statistics provide information on overall governmental revenue in the form of taxes and fees, as well as expenditures for income transfer payments and free government services – public consumption. We also

make public statistics on tax burdens and EMU deficits and debts. Our financial statistics include interest, loans, credit, insurance, stocks and bonds.

EXTERNAL TRADE Statistics on external trade provide a comprehensive picture of trade with the rest of the world, compiled in approximately 10,000 commodity groups. The overall result of foreign transactions is calculated as the balance of payments. The numbers include detailed information on international trade in services.

PRICES AND CONSUMPTION The consumer price index shows price trends in private consumption. The net price index shows price trends, exclusive of charges. We also compile a price index for the producer segment and for imports. The family budget survey provides an overall picture of household finances.

ECONOMIC MODEL Statistics Denmark develops and maintains the ADAM macro-economic model. This model provides a simple mathematical description of the Danish economy. Ministries, financial institutes and interest organisations use it, among other things, to predict economic trends.



HOW WE GET OUR DATA

DATA FROM REGISTERS Most of the data we use derives, by far, from information supplied by the administrative registers of governmental agencies. Denmark began early to use registers for statistical purposes and has continued to be an international trailblazer in this area. The uniform registration of inhabitants in the Central Population Register and businesses with their affiliated production units in the Central Business Register is a prerequisite for this use.

ADVANTAGES Register-based statistics give us clear advantages, both with respect to resource consumption and opportunities for cross-disciplinary analysis. Register-based labour force statistics link labour market information with demographic and social data; while the Register of Building and Dwelling Statistics couples geographic and demographic data with, for example, information on income, social services, and education. The use of public registers helps further to limit burdens on data suppliers.

INTERVIEWS We get additional data for our social statistics through telephone interviews. This is true, among

other things, for our on-going labour force survey, which has been expanded to around 22,000 interviews quarterly. Our Interview Services contributes to our own surveys and sells services to external customers.

BUSINESS DATA In addition to data from public registers, information is supplied by for example labour market organisations that already gather information from members. We also collect data through sample surveys or, in special cases, a census of an entire sector.

RESPONSE BURDEN It is a central goal of Statistics Denmark to collect adequate and accurate statistical information with the least possible burden on businesses. Around 99 per cent of the reporting duties that Statistics Denmark imposes on businesses are related to EU legislation. The overall cost of the response burden has been calculated at DKK 146 million (approx. EUR 20 million). We are continually working within the given parameters to optimise and reduce the size of sample surveys. We have also limited the maximum number of statistics, to which small businesses must report, to three a year. Moreover, Statistics Denmark is working on a European

- >> Read more about our efforts to reduce the responseburden at www.dst.dk/responseburden
- >> To learn more about register-based labour force statistics, see www.dst.dk/declarations/848



plan for a critical review of all EU legislation in the area of statistics – we think that statistics that are no longer important to societies should be limited or eliminated.

ELECTRONIC REPORTING The development of electronic reporting forms helps to relieve the response burden on businesses. Denmark is quite advanced in the digital solutions it can offer. Solutions have been developed, whereby information from electronic reporting systems, etc., may be transferred digitally to Statistics Denmark. This applies to, for example, statistics on earnings, accounting statistics or reporting to Intrastat. Moreover, a common reporting system to all governmental institutions – Virk.dk – has been developed. Virk.dk is especially relevant for small and medium-sized businesses. It may save users time and provide them with an overview of their reporting requirements and other contacts with the public sector.

REGISTERS IN DENMARK A vast volume of official statistics in Denmark is based on three registers that all together provide Danish society with very detailed and trustworthy knowledge about its citizens, companies, and housing:

- >> **Central Population Register** The CPR was introduced in 1968. The identification number consists of ten digits, of which the first six digits is the birth date. The last digit indicates the sex of the person – odd numbers represent men. The register is updated every day by the municipal populations registers which again receives their information from social authorities and church offices among other institutions. The information includes name, address, birth registration, parents, citizenship and membership of the Danish National Church.
- >> **Central Business Register** Every company has an eight-digit identification number. The register, CVR, collects basic data on the businesses and gives public access to the information. The business register was introduced in 1975, and it is administered by The Danish Commerce and Companies Agency that falls within the jurisdiction of the same ministry as Statistics Denmark – The Ministry of Economic and Business Affairs.
- >> **Register of Building and Dwelling Statistics** The register, BBR, was created in 1976 and contains data on 1.6 million dwellings, 3.8 million buildings, and 2.7 million dwelling and business units. The BBR is administered by The Danish Commerce and Companies Agency.



>> Read more about access to microdata at www.dst.dk/research



HOW WE SECURE OUR DATA

DATA SECURITY Statistics Denmark implements strict security measures to protect our statistical registers from misuse. We ensure that no-one unauthorised gains access to sensitive information about people and businesses and that the information is used exclusively for statistical purposes. Our rules on data security are publicly accessible. Our data emergency plan is an additional informational safeguard.

CONFIDENTIALITY We treat information about individuals and businesses confidentially. Upon their employment, all our staff members sign a statement acknowledging a duty of confidentiality. Individuals and businesses remain anonymous in the statistics we make public. However, from democratic concerns, governmental authorities have no right to anonymity. We do not disclose confidential information for administrative purposes.

LEGAL BASIS Beyond the general provisions of the Danish Public Administration Act and the Danish Penal Code, we conduct our work pursuant to the Act on Processing of Personal Data. The Danish Data Protection Agency monitors that we obey the law. In special

instances, the Data Protection Agency may allow us to disclose information to another party – for example, in the case of a collaboration to produce a statistic. The Data Protection Agency may also grant permission for us to exchange confidential information with another national statistics institution as a part of a collaboration.

ACCESS TO MICRODATA Authorised research environments and analysis institutes may be given access. Access is always given on a need-to-know-basis to non-identifiable microdata in accordance with Statistics Denmark's special external researchers scheme. We grant such authorisation pursuant to a concrete assessment, and the authorised researchers have the same duty of confidentiality as Statistics Denmark staff members. For educational use, we supply non-confidential, sample survey-based datasets that are constructed in such a way that it is not possible to identify persons or businesses.



- >> To get a pdf version of Statistics Denmark's IT strategy, go to www.dst.dk/strategy
- >> To get the free PC-Axis computer program, go to www.dst.dk/pc-axis-en
- >> Read the user survey of StatBank Denmark and other reports at www.dst.dk/internationalevaluations



NUMBERS EXIST FOR USERS

USER-FRIENDLINESS Statistics Denmark wants to be in the forefront of user-friendliness. All target groups – professional users, students, the press and the population at large – have access to relevant information in an easy, optimal and satisfactory way as possible. Similarly, the contact data suppliers have with us should be as simple as possible. Our goal is to make all our statistics accessible on our homepage and, despite the quantity of information, to make it easy to search our website. In all our publications and in each area of StatBank Denmark, we provide a contact person who can answer any additional questions.

STATBANK DENMARK The primary product on our homepage is StatBank Denmark, which may be used free of charge. StatBank Denmark contains far more detailed information than we make public in printed form. Users may continue working with the numbers from StatBank Denmark in, for example, Excel and the free PC-Axis program. For a fee, registered users with their own user profile can subscribe to datashooting and receive automatic messages and direct access when tables are updated.

STATHOST While access to StatBank Denmark is free of charge, we sell the concept StatHost, whereby businesses, organisations and institutions can make use of technology provided by StatBank Denmark. A StatHost solution is a tailor-made databank with independent content and layout, which is run by the business itself or by Statistics Denmark for a fee. The business may supplement its own data with existing tables in StatBank Denmark.

DIGITAL ADMINISTRATION Denmark prioritises digital administration highly, and the goal is to create better service and to harvest efficiency gains. At Statistics Denmark, users are primarily served electronically. For example, it is possible to order all our publications at www.dst.dk. Businesses with a digital signature may submit reports electronically, and we are able to reuse information from the administrative systems of businesses and governmental authorities with the help of the XML format.

>> Get Statistics Denmark's strategy plan as a pdf document at www.dst.dk/strategy

>> Read Statistics Denmark's core values at www.dst.dk/corevalues



THE PEOPLE BEHIND THE NUMBERS

CULTURE Statistics Denmark lives from supplying high quality products with great reliability – on time. Our work culture is characterised by thoroughness and precision, and we defend our neutrality and our professional independence. We want as many people as possible to use our statistics, and we target dissemination toward, for example, professional users and the press.

COMMUNITY Our increased focus on mobility and international co-operation ensures that we get an appropriate infusion of new blood. As colleagues, we feel part of a larger community with a very active staff association and a variety of tradition-steeped social events. We do our work conscious of our historical identity. On the occasion of our 150th anniversary, we published the pamphlet *Danish Statistics – Through 150 Years* and a two-volume work *Danish Statistics – 1950-2000* (in Danish only).

STAFFING The number of our employees, measured in man-years, has fallen from 608 in 2000 to 541 at the end of 2007. Excluding management positions, the share of academic staff has risen from 30 per cent in 200 to 39 per cent in 2007, corresponding to a decline in office person-

nel from 42 per cent to 33 per cent. IT staff members make up 13 per cent of the employees. 47 per cent of our employees and 23 per cent of Management are women. Unemployment is very low in Denmark, and in some cases, it can be difficult to recruit the right people and retain them in our institution for a long period of time.

HORIZONS We have an extensive internal education programme, utilising internal and external instructors, in which each professional group must complete a compulsory course of education. There are also excellent opportunities for continuing education outside the programme. The large number of external contacts, including the user-charged service activities, have an impact on our culture, which has become more internationally oriented in recent years. We are also developing competencies through collaboration with private customers, governmental authorities, and contacts abroad. We take pride in being viewed as flexible, forward-looking, and efficient – a modern statistics institution with a broad horizon.



EFFICIENCY

RESULTS FOR THE MONEY Statistics Denmark is an efficient institution and places much stock in being recognised as such. We must use our resources effectively; we must be as competitive as possible with respect to the user-charged service activities. An internal time registration system ensures that we can measure costs more precisely with respect to individual statistics and services.

PEER REVIEW In 2007, a peer review of the implementation of the European Statistics Code of Practice was conducted, and the results were fine, emphasizing our efficiency and user friendliness. The report concluded that “The performance is based on very good management, strong team spirit, exceptionally broad use of administrative data sources, modern statistical methods and high technology”. However, there were also critical remarks in the report: “The co-ordination role of Statistics Denmark is evident, but not sufficiently distinctive.”

APPROPRIATIONS The 2008 budget for Statistics Denmark is DKK 342 million (approx. EUR 46 million). The Finance Act appropriates a financial framework of DKK 247 million; the rest of the budget, DKK 95 million, is financed by our own income. The Finance Act

appropriation forms the basic framework for the on-going production of statistics. Every year, this appropriation is reduced by an amount corresponding to demands for improving productivity.

INCOME In relation to other official statistics agencies in the EU, a large share of Statistics Denmark’s budget is financed from our own income. This income includes subsidies from the EU and Danish ministries to prepare and publish specific statistics and the sale of statistical publications. For a fee, we also undertake extensive work to compile and process statistical information for private and public customers.

TIMELINESS We set our publication dates for the best possible timeliness. Our average publication time is one month for monthly statistics, two months for quarterly statistics, and seven months for annual statistics. Our slogan is *Numbers on time* (in Danish “Tal til tiden”), and we make every effort to live up to our phrase.



- >> Since 1973, we have maintained our premises at Sct. Kjelds Gård, a pentagonal seven-storey office building in Copenhagen's Østerbro quarter. After a much-needed modernisation in the 1990s, it is today a well-functioning and pleasant workplace with ergonomically-correct furniture and a good, well-functioning IT environment.
- >> Get more information about our customer services at www.dst.dk/service-uk

THE ORGANISATION OF STATISTICS DENMARK

LEADERSHIP The leadership of Statistics Denmark is divided among the Board of Governors of Statistics Denmark, the Minister for Economic and Business Affairs, and the National Statistician (Director General). The Board of Governors consists of seven persons with the National Statistician as chairperson; the other six members are designated by the Minister and must, according to the Act on Statistics Denmark, have insight into social and economic conditions. The Board of Governors prioritises work tasks and approves the budget. The Board of Governors also appoints advisory committees. The Minister has parliamentary responsibility, including responsibility for the Finance Act appropriation.

STRUCTURE Statistics Denmark is organised into five departments with 26 divisions altogether. In addition, there is an international secretariat and a policy secretariat. Together with the National Statistician, the departmental directors constitute the Management. The National Statistician is responsible for the professional and administrative management of Statistics Denmark.

DYNAMICS The organisation and the number of divisions are modified on a continuing basis. Recently, we

have moved towards a more specialised division of labour by establishing a new division, Business Data Collection, and a new department, Sales and Marketing. The goals of the new, partially functional division is to focus more on two important areas of our work: We are creating optimal conditions for businesses that must use time to supply us with data, and we want to increase our income by professionalizing the handling of customers.

STATISTICAL DEPARTMENTS Three of the five departments produce statistics. We divide the production of statistics into social, business, and economic statistics, but stress cross-disciplinary co-operation – including tailor-made services for external customers.

USERS AND CUSTOMERS We exist for our users, and our organisational plan emphasises this. In addition to IT and administration, the User Services Department includes a number of outward-oriented functions: library, information and dissemination. The Sales and Marketing Department takes care of certain important users – customers, researchers, and international consulting. We exist to serve democracy, including all kinds of users.

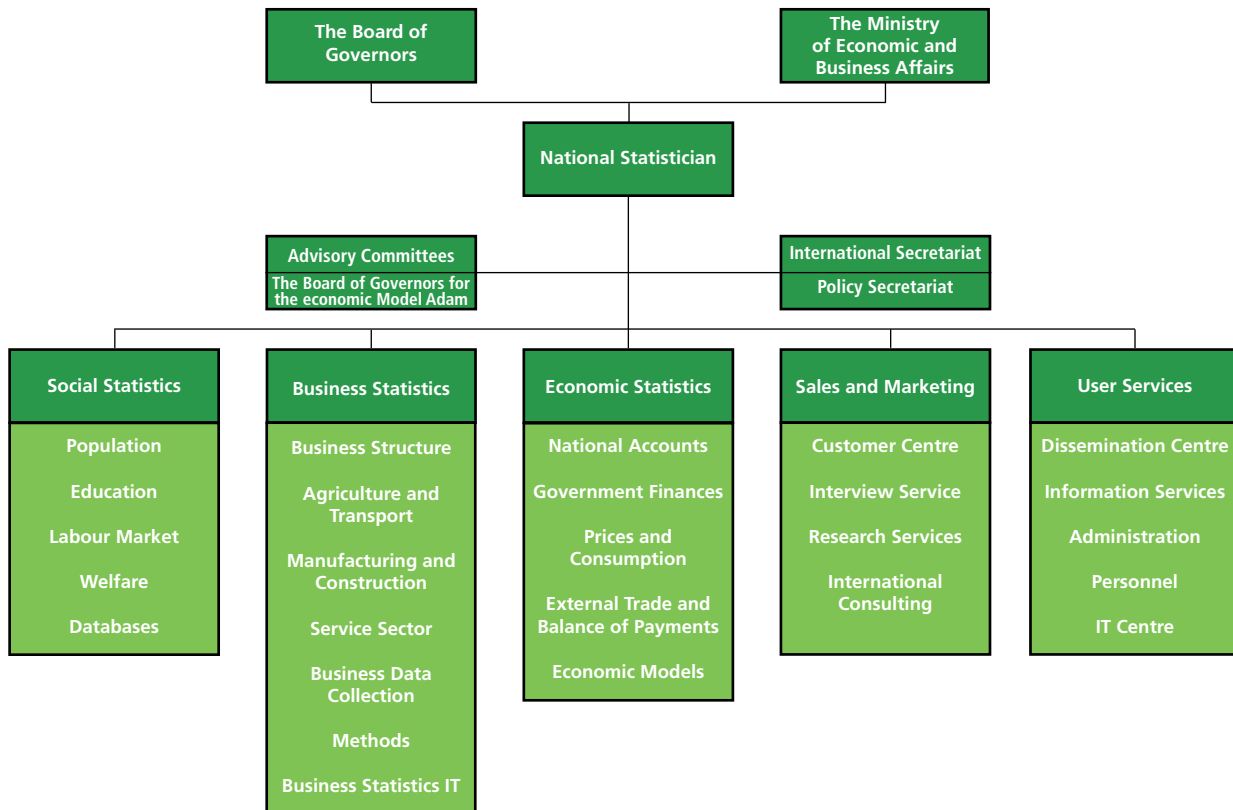
>> See the current organisational plan at www.dst.dk/organisation-en

>> Learn more about the members of Management at www.dst.dk/cv-en

>> To find telephone numbers for staff members in each division, see www.dst.dk/telephonedirectory



STATISTICS DENMARK'S ORGANISATION 1 JANUARY 2008



>> This brochure is an introduction to Statistics Denmark. You can read about our technology and organisation and about international co-operation. You will also find a presentation of our statistical products and dissemination.



STATISTICS
DENMARK

Statistics Denmark
Sejrøgade 11
DK-2100
Copenhagen Ø

Tel. +45 39 17 39 17
Fax +45 39 17 39 99
dst@dst.dk

www.dst.dk/uk

